



800 Rt 3 South  
Gambrills MD, 21054  
**1-800-833-9310**  
**410-544-1987**  
**Fax # 410-923-1090**

[www.midatlanticdeckandfence.com](http://www.midatlanticdeckandfence.com)  
[Sales@madfence.com](mailto:Sales@madfence.com)

Vinyl Fence Catalog 2017

## A Fencing Tradition Since 1986

Use The Materials That The Professionals Use  
One stop shopping for all your vinyl fencing needs



The Annapolitan Picket



The Oxford Khaki pickets



Mt-Vernan Picket II



Standard Picket 1



Mt- Vernan Picket I With Round Top Arbor



Oxford Picket With Matching Gate




Williamsburg Picket / Trellis



Mt-Vernon Picket 2

Call Today 1-800-833-9310  
Classic Styles With A Classic Taste For Quality

## What We Can Do For You



- Custom Bent Shapes Are A Great Way To Set Yourself Apart From Your Neighbors
- Most Shapes Can Be adapted To Any Style Of Fence We Offer
- Add Them To The Entrance At Your Gate Or The End Of A Fence Line
- Bent Shapes Make A Nice Transition From One Height Of Fence To Another
- Add An Arched Top To Your Gates




***Don't Forget We Do Pergolas And Arbors To***



**Vinyl Pergola Kits**



**New Round Top Pergolas**



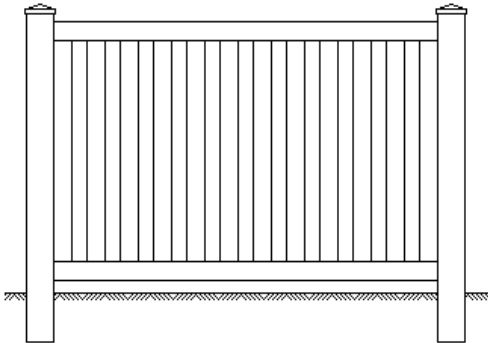


**Picket Fence Styles**


Pickets: 7/8" x 3"

Picket Spacing: 1-1/2" Or 3"

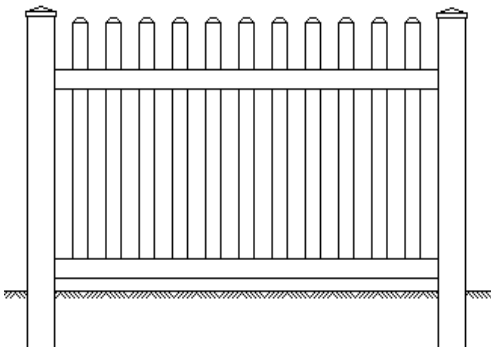
**Closed Picket 1**



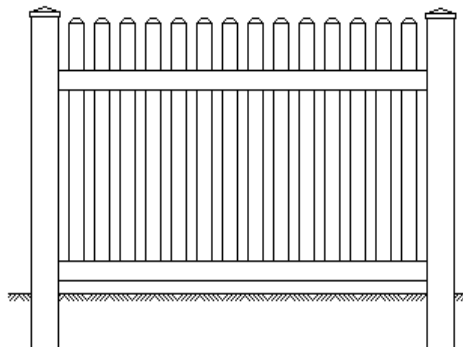
**Closed Picket 2**



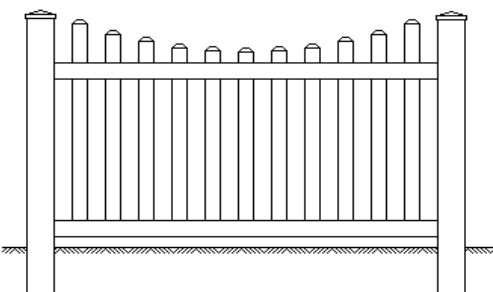
**Standard Picket 1**



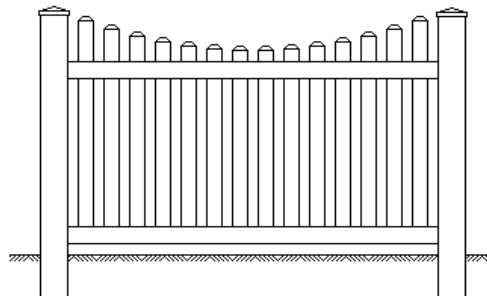
**Standard Picket 2**



**Mt-Vernon Picket 1**



**Mt-Vernon Picket 2**



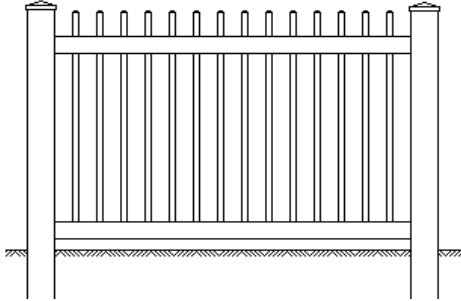


## Picket Fence Styles

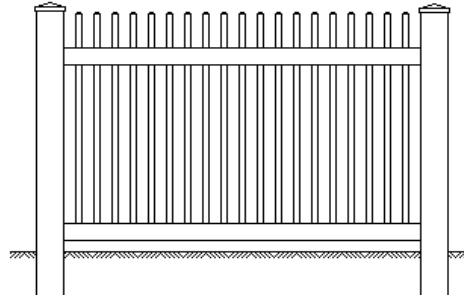
Pickets: 1-3/8" x 1-3/8"

Picket Spacing: 3.25" or 2"

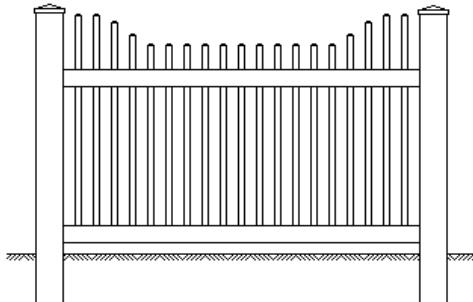
**Eastport Picket**



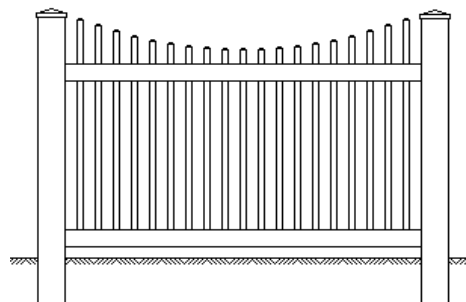
**Annapolitan Picket**



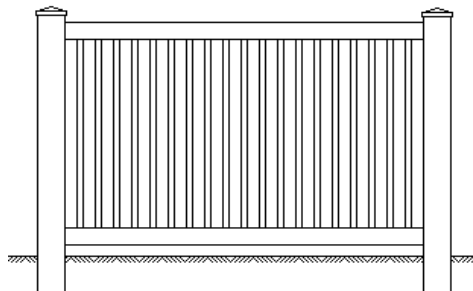
**Williamsburg Picket**



**Oxford Picket**



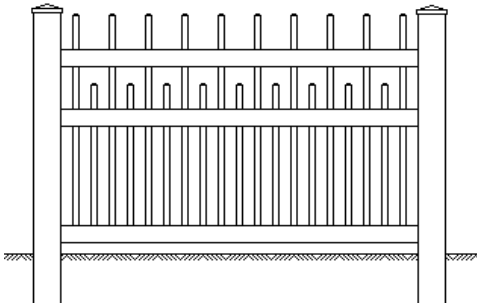
**Calvert Picket**



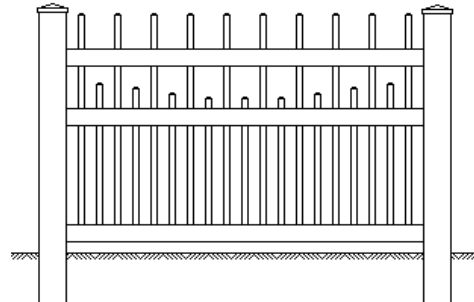


## Picket Fence Styles

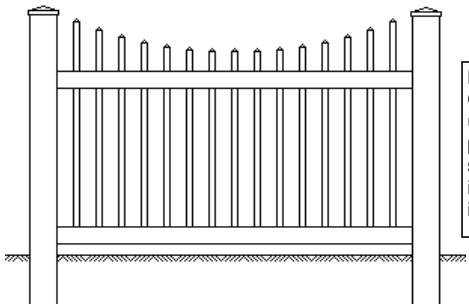
**Edgewater Picket**



**Chesapeake Picket**

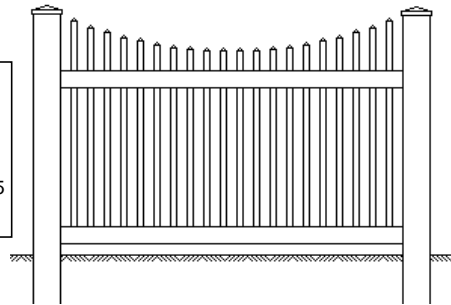


**Cape Cod Picket 1**

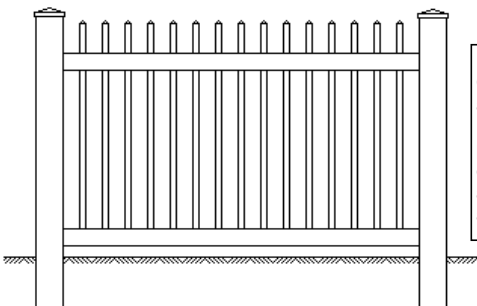


**NOTE:** The Cape Cod Picket 1 and 2 use a 7/8" x 1-1/2" picket. The picket spacing is either 2.9 inches apart or 1.75 inches apart.

**Cape Cod Picket 2**

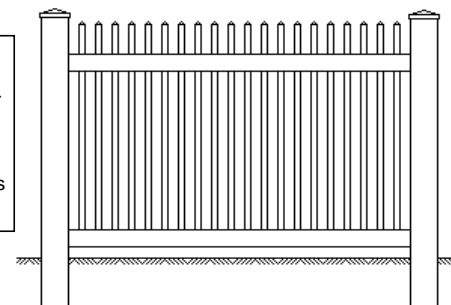


**Cambridge Picket 1**



**NOTE:** The Cambridge Picket 1 and 2 use a 7/8" x 1-1/2" pickets. The picket spacing is either 2.9 inches apart or 1.75 inches apart.

**Cambridge Picket 2**



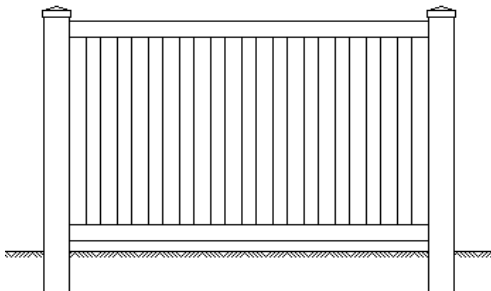




Add 15% For Tan  
Add 20% For Khaki  
Khaki not Avail with 2x6 Rail

Note

### Closed Picket 1



#### Section Specifications

Rails: 6' Long Sections 2 x 3-1/2" Top And Bottom Rail  
Rails: 8' Long Sections 2 x 3-1/2" Top Rail 2x6 Bottom Rail  
Pickets: 7/8" x 3" Spaced Approx 3" Apart  
5' Tall and 6' Tall Have 3 Rails Per Section

### Closed Picket 1

#### Section Height

|         | 3'         | 4'         | 5'         | 6'         |
|---------|------------|------------|------------|------------|
| 6' wide |            |            |            |            |
|         | CP1-W-3672 | CP1-W-4872 | CP1-W-6072 | CP1-W-7272 |
| 8' wide |            |            |            |            |
|         | CP1-W-3696 | CP1-W-4896 | CP1-W-6096 | CP1-W-7296 |

#### Gates

| Height     | 3'          | 4'          | 5'          | 6'          |
|------------|-------------|-------------|-------------|-------------|
| width      | CP1-W-3642G | CP1-W-4842G | CP1-W-6042G | CP1-W-7242G |
| 42"        |             |             |             |             |
| 48"        |             |             |             |             |
| 60"        |             |             |             |             |
| 8' Double  |             |             |             |             |
| 10' Double |             |             |             |             |
| 12' Double |             |             |             |             |

All gates include hinges and standard latch

#### Gate Options:

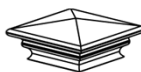
Post Stiffener:

### Post Options

|         |          |
|---------|----------|
| Part #  |          |
| 555-BW  | 5x5- 5'  |
| 556-BW  | 5x5- 6'  |
| 557-BW  | 5x5- 7'  |
| 558-BW  | 5x5- 8'  |
| 559-BW  | 5x5- 9'  |
| 5510-BW | 5x5- 10' |

Post Cost each is for blank, end, corner, line post or 3 way. Please Specify when ordering

#### Federation



#### Flat Cap



#### Nantucket



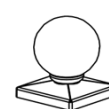
#### Part #

|           |        |
|-----------|--------|
| Fed       | 55FE-W |
| Flat      | 55FL-W |
| Nantucket | 55N-W  |
| Gothic    | 55G-W  |
| Ball Cap  | 55B-W  |

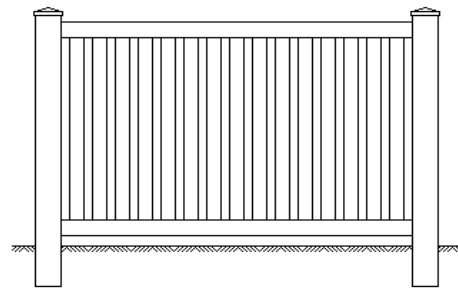
#### Gothic



#### Ball Cap



### Closed Picket 2



#### Section Specifications

Rails: 6' Long Sections 2 x 3-1/2" Top And Bottom Rail  
Rails: 8' Long Sections 2 x 3-1/2" Top Rail 2x6 Bottom Rail  
Pickets: 7/8" x 3" Spaced Approx 1-1/2" Apart  
5' Tall and 6' Tall Have 3 Rails Per Section

### Closed Picket 2

#### Section Height

|         | 3'         | 4'         | 5'         | 6'         |
|---------|------------|------------|------------|------------|
| 6' wide |            |            |            |            |
|         | CP2-W-3672 | CP2-W-4872 | CP2-W-6072 | CP2-W-7272 |
| 8' wide |            |            |            |            |
|         | CP2-W-3696 | CP2-W-4896 | CP2-W-6096 | CP2-W-7296 |

#### Gates

| Height     | 3'          | 4'          | 5'          | 6'          |
|------------|-------------|-------------|-------------|-------------|
| width      | CP2-W-3642G | CP2-W-4842G | CP2-W-6042G | CP2-W-7242G |
| 42"        |             |             |             |             |
| 48"        |             |             |             |             |
| 60"        |             |             |             |             |
| 8' Double  |             |             |             |             |
| 10' Double |             |             |             |             |
| 12' Double |             |             |             |             |

All gates include hinges and standard latch

### Post Cap Options

Mid Atlantic Deck and Fence  
800 Rt. 3 South  
Gambrills Md. 21054  
1-800-833-9310  
Fax: 410-923-1090  
[Sales@madfence.com](mailto:Sales@madfence.com)

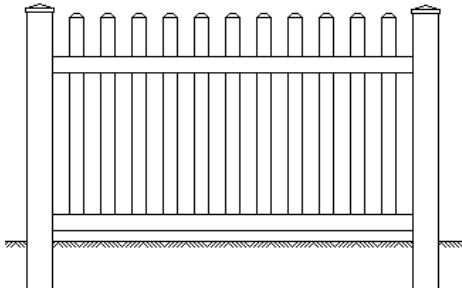


## Picket Fence Styles

1/3/2017

Add 15% For Tan  
Add 20% For Khaki  
Note: Khaki not Avail with 2x6 Rail

### Standard Picket 1



Choose Picket Cap Style

Dog Eared Cap



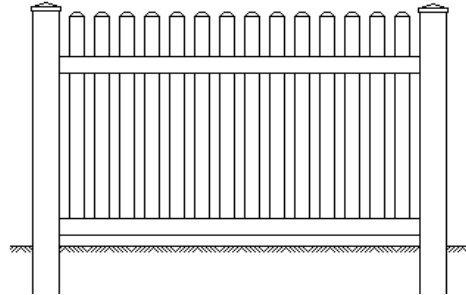
Spade Cap



#### Section Specifications

Rails: 6' Long Sections 2 x 3-1/2" Top And Bottom Rail  
Rails: 8' Long Sections 2 x 3-1/2" Top Rail 2x6 Bottom Rail  
Pickets: 7/8" x 3" Spaced Approx 3" Apart

### Standard Picket 2



#### Section Specifications

Rails: 6' Long Sections 2 x 3-1/2" Top And Bottom Rail  
Rails: 8' Long Sections 2 x 3-1/2" Top Rail 2x6 Bottom Rail  
Pickets: 7/8" x 3" Spaced Approx 1-1/2" Apart

### Standard Picket 1

#### Section Height

|         | 3'         | 4'         | 5'         | 6'         |
|---------|------------|------------|------------|------------|
| 6' wide | SP1-W-3672 | SP1-W-4872 | SP1-W-6072 | SP1-W-7272 |
| 8' wide | SP1-W-3696 | SP1-W-4896 | SP1-W-6096 | SP1-W-7296 |

### Standard Picket 2

#### Section Height

|         | 3'         | 4'         | 5'         | 6'         |
|---------|------------|------------|------------|------------|
| 6' wide | SP2-W-3672 | SP2-W-4872 | SP2-W-6072 | SP2-W-7272 |
| 8' wide | SP2-W-3696 | SP2-W-4896 | SP2-W-6096 | SP2-W-7296 |

#### Gates

| Height     | 3'          | 4'          | 5'          | 6'          |
|------------|-------------|-------------|-------------|-------------|
| width      | SP1-W-4242G | SP1-W-4842G | SP1-W-6042G | SP1-W-7242G |
| 42"        |             |             |             |             |
| 48"        |             |             |             |             |
| 60"        |             |             |             |             |
| 8' Double  |             |             |             |             |
| 10' Double |             |             |             |             |
| 12' Double |             |             |             |             |

All gates include hinges and standard latch

#### Gates

| Height     | 3'          | 4'          | 5'          | 6'          |
|------------|-------------|-------------|-------------|-------------|
| width      | SP2-W-4242G | SP2-W-4842G | SP2-W-6042G | SP2-W-7242G |
| 42"        |             |             |             |             |
| 48"        |             |             |             |             |
| 60"        |             |             |             |             |
| 8' Double  |             |             |             |             |
| 10' Double |             |             |             |             |
| 12' Double |             |             |             |             |

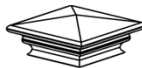
All gates include hinges and standard latch

### Post Options

| Part #  |          |
|---------|----------|
| 555-BW  | 5x5- 5'  |
| 556-BW  | 5x5- 6'  |
| 557-BW  | 5x5- 7'  |
| 558-BW  | 5x5- 8'  |
| 559-BW  | 5x5- 9'  |
| 5510-BW | 5x5- 10' |

Post Cost each is for blank, end, corner, line post or 3 way. Please Specify when ordering

Federation



Flat Cap



Nantucket



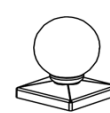
Part #

|           |        |
|-----------|--------|
| Fed       | 55FE-W |
| Flat      | 55FL-W |
| Nantucket | 55N-W  |
| Gothic    | 55G-W  |
| Ball Cap  | 55B-W  |

Gothic



Ball Cap



Mid Atlantic Deck and Fence  
800 Rt. 3 South  
Gambrills Md. 21054  
1-800-833-9310  
Fax: 410-923-1090  
[Sales@madfence.com](mailto:Sales@madfence.com)

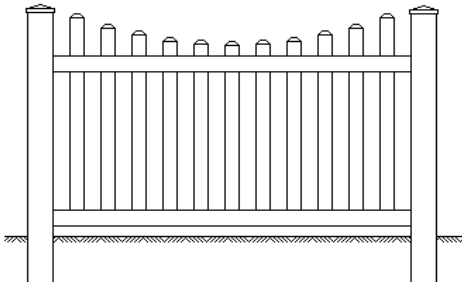


## Picket Fence Styles

1/3/2017

Add 15% For Tan  
Add 20% For Khaki  
Note Khaki not Avail with 2x6 Rail

### Mt-Vernon Picket 1



#### Section Specifications

Rails: 6' Long Sections 2 x 3-1/2" Top And Bottom Rail  
Rails: 8' Long Sections 2 x 3-1/2" Top Rail 2x6 Bottom Rail  
Pickets: 7/8" x 3" Spaced Approx 3" Apart

Choose Picket Cap Style

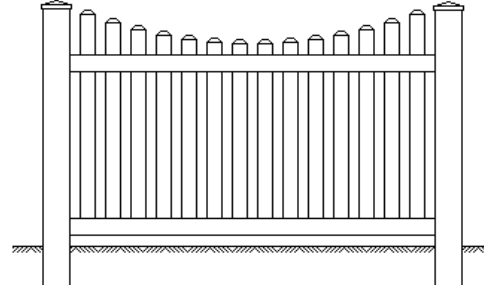
Dog Eared Cap



Spade Cap



### Mt- Vernon Picket 2



#### Section Specifications

Rails: 6' Long Sections 2 x 3-1/2" Top And Bottom Rail  
Rails: 8' Long Sections 2 x 3-1/2" Top Rail 2x6 Bottom Rail  
Pickets: 7/8" x 3" Spaced Approx 1-1/2" Apart

### Mt-Vernon Picket 1

#### Section Height

|         | 3'         | 4'         | 5'         | 6'         |
|---------|------------|------------|------------|------------|
| 6' wide |            |            |            |            |
|         | MV1-W-3672 | MV1-W-4872 | MV1-W-6072 | MV1-W-7272 |
| 8' wide |            |            |            |            |
|         | MV1-W-3696 | MV1-W-4896 | MV1-W-6096 | MV1-W-7296 |

#### Gates

| Height     | 3'          | 4'          | 5'          | 6'          |
|------------|-------------|-------------|-------------|-------------|
| width      |             |             |             |             |
| 42"        | MV1-W-4242G | MV1-W-4842G | MV1-W-6042G | MV1-W-7242G |
| 48"        |             |             |             |             |
| 60"        |             |             |             |             |
| 8' Double  |             |             |             |             |
| 10' Double |             |             |             |             |
| 12' Double |             |             |             |             |

All gates include hinges and standard latch

### Mt- Vernon Picket 2

#### Section Height

|         | 3'         | 4'         | 5'         | 6'         |
|---------|------------|------------|------------|------------|
| 6' wide |            |            |            |            |
|         | MV2-W-3672 | MV2-W-4872 | MV2-W-6072 | MV2-W-7272 |
| 8' wide |            |            |            |            |
|         | MV2-W-3696 | MV2-W-4896 | MV2-W-6096 | MV2-W-7296 |

#### Gates

| Height     | 3'          | 4'          | 5'          | 6'          |
|------------|-------------|-------------|-------------|-------------|
| width      |             |             |             |             |
| 42"        | MV2-W-4242G | MV2-W-4842G | MV2-W-6042G | MV2-W-7242G |
| 48"        |             |             |             |             |
| 60"        |             |             |             |             |
| 8' Double  |             |             |             |             |
| 10' Double |             |             |             |             |
| 12' Double |             |             |             |             |

All gates include hinges and standard latch

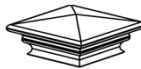
Call Today For Best Pricing  
800-833-9310

### Post Options

| Part #  |          |
|---------|----------|
| 555-BW  | 5x5- 5'  |
| 556-BW  | 5x5- 6'  |
| 557-BW  | 5x5- 7'  |
| 558-BW  | 5x5- 8'  |
| 559-BW  | 5x5- 9'  |
| 5510-BW | 5x5- 10' |

Post Cost each is for blank, end, corner, line post or 3 way. Please Specify when ordering

Federation



Flat Cap



Nantucket



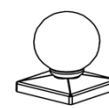
Part #

|           |        |
|-----------|--------|
| Fed       | 55FE-W |
| Flat      | 55FL-W |
| Nantucket | 55N-W  |
| Gothic    | 55G-W  |
| Ball Cap  | 55B-W  |

Gothic



Ball Cap





Mid Atlantic Deck and Fence  
800 Rt. 3 South  
Gambrills Md. 21054  
1-800-833-9310  
Fax: 410-923-1090  
[Sales@madfence.com](mailto:Sales@madfence.com)

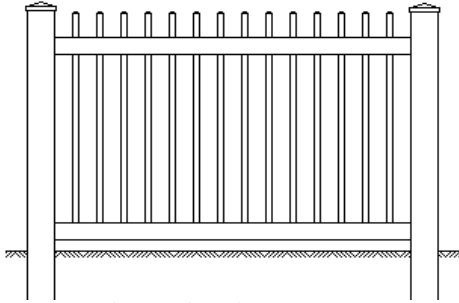


## Picket Fence Styles

1/3/2017

Add 15% For Tan  
Add 20% For Khaki  
Note Khaki not Avail with 2x6 Rail

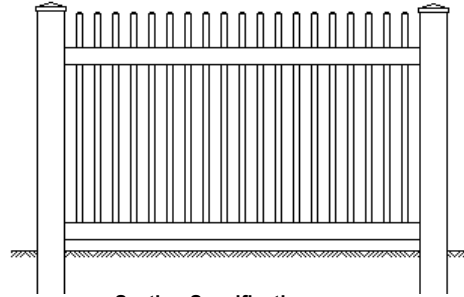
### East Port Picket



#### Section Specifications

Rails: 6' Long Sections 2 x 3-1/2" Top And Bottom Rail  
Rails: 8' Long Sections 2 x 3-1/2" Top Rail 2x6 Bottom Rail  
Pickets: 1-3/8 x 1-3/8 Spaced Approx 3.25 in Apart

### Annapolitan Picket



#### Section Specifications

Rails: 6' Long Sections 2 x 3-1/2" Top And Bottom Rail  
Rails: 8' Long Sections 2 x 3-1/2" Top Rail 2x6 Bottom Rail  
Pickets: 1-3/8 x 1-3/8 Spaced Approx 2 in Apart

### East Port Picket

#### Section Height

|         | 3'         | 4'         | 5'         | 6'         |
|---------|------------|------------|------------|------------|
| 6' wide |            |            |            |            |
|         | EAS-W-3672 | EAS-W-4872 | EAS-W-6072 | EAS-W-7272 |
| 8' wide |            |            |            |            |
|         | EAS-W-3696 | EAS-W-4896 | EAS-W-6096 | EAS-W-7296 |

#### Gates

| Height     | 3'          | 4'          | 5'          | 6'          |
|------------|-------------|-------------|-------------|-------------|
| width      | EAS-W-4242G | EAS-W-4842G | EAS-W-6042G | EAS-W-7242G |
| 42"        |             |             |             |             |
| 48"        |             |             |             |             |
| 60"        |             |             |             |             |
| 8' Double  |             |             |             |             |
| 10' Double |             |             |             |             |
| 12' Double |             |             |             |             |

All gates include hinges and standard latch

### Annapolitan Picket

#### Section Height

|         | 3'         | 4'         | 5'         | 6'         |
|---------|------------|------------|------------|------------|
| 6' wide |            |            |            |            |
|         | ANN-W-3672 | ANN-W-4872 | ANN-W-6072 | ANN-W-7272 |
| 8' wide |            |            |            |            |
|         | ANN-W-3696 | ANN-W-4896 | ANN-W-6096 | ANN-W-7296 |

#### Gates

| Height     | 3'          | 4'          | 5'          | 6'          |
|------------|-------------|-------------|-------------|-------------|
| width      | ANN-W-4242G | ANN-W-4842G | ANN-W-6042G | ANN-W-7242G |
| 42"        |             |             |             |             |
| 48"        |             |             |             |             |
| 60"        |             |             |             |             |
| 8' Double  |             |             |             |             |
| 10' Double |             |             |             |             |
| 12' Double |             |             |             |             |

All gates include hinges and standard latch

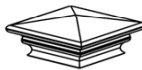
## Post Cap Options

### Post Options

| Part #  |          |
|---------|----------|
| 555-BW  | 5x5- 5'  |
| 556-BW  | 5x5- 6'  |
| 557-BW  | 5x5- 7'  |
| 558-BW  | 5x5- 8'  |
| 559-BW  | 5x5- 9'  |
| 5510-BW | 5x5- 10' |

Post Cost each is for blank, end, corner, line post or 3 way. Please Specify when ordering

#### Federation



#### Flat Cap



#### Nantucket



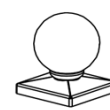
#### Part #

|           |        |
|-----------|--------|
| Fed       | 55FE-W |
| Flat      | 55FL-W |
| Nantucket | 55N-W  |
| Gothic    | 55G-W  |
| Ball Cap  | 55B-W  |

#### Gothic



#### Ball Cap



Mid Atlantic Deck and Fence  
800 Rt. 3 South  
Gambrills Md. 21054  
1-800-833-9310  
Fax: 410-923-1090  
[Sales@madfence.com](mailto:Sales@madfence.com)

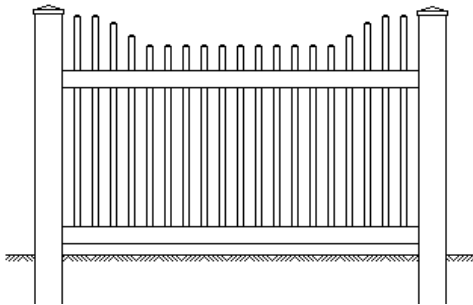


## Picket Fence Styles

1/3/2017

Add 15% For Tan  
Add 20% For Khaki  
Note Khaki not Avail with 2x6 Rail

### Williamsburg Picket



#### Section Specifications

Rails: 6' Long Sections 2 x 3-1/2" Top And Bottom Rail  
Rails: 8' Long Sections 2 x 3-1/2" Top Rail 2x6 Bottom Rail  
Pickets: 1-3/8 x 1-3/8 Spaced Approx 2 in Apart

### Williamsburg Picket

#### Section Height

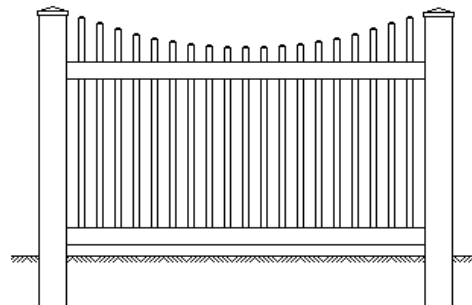
|         | 3'         | 4'         | 5'         | 6'         |
|---------|------------|------------|------------|------------|
| 6' wide |            |            |            |            |
|         | WIL-W-3672 | WIL-W-4872 | WIL-W-6072 | WIL-W-7272 |
| 8' wide |            |            |            |            |
|         | WIL-W-3696 | WIL-W-4896 | WIL-W-6096 | WIL-W-7296 |

#### Gates

| Height width | 3'          | 4'          | 5'          | 6'          |
|--------------|-------------|-------------|-------------|-------------|
| 42'          | WIL-W-4242G | WIL-W-4842G | WIL-W-6042G | WIL-W-7242G |
| 48'          |             |             |             |             |
| 60'          |             |             |             |             |
| 8' Double    |             |             |             |             |
| 10 Double    |             |             |             |             |
| 12 Double    |             |             |             |             |

All gates include hinges and standard latch

### Oxford Picket



#### Section Specifications

Rails: 6' Long Sections 2 x 3-1/2" Top And Bottom Rail  
Rails: 8' Long Sections 2 x 3-1/2" Top Rail 2x6 Bottom Rail  
Pickets: 1-3/8 x 1-3/8 Spaced Approx 2 in Apart

### Oxford Picket

#### Section Height

|         | 3'        | 4'        | 5'        | 6'        |
|---------|-----------|-----------|-----------|-----------|
| 6' wide |           |           |           |           |
|         | OF-W-3672 | OF-W-4872 | OF-W-6072 | OF-W-7272 |
| 8' wide |           |           |           |           |
|         | OF-W-3696 | OF-W-4896 | OF-W-6096 | OF-W-7296 |

#### Gates

| Height width | 3'         | 4'         | 5'         | 6'         |
|--------------|------------|------------|------------|------------|
| 42'          | OF-W-4242G | OF-W-4842G | OF-W-6042G | OF-W-7242G |
| 48'          |            |            |            |            |
| 60'          |            |            |            |            |
| 8' Double    |            |            |            |            |
| 10 Double    |            |            |            |            |
| 12 Double    |            |            |            |            |

All gates include hinges and standard latch

Call Today For Best Pricing  
800-833-9310

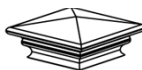
## Post Cap Options

### Post Options

| Part #  |          |
|---------|----------|
| 555-BW  | 5x5- 5'  |
| 556-BW  | 5x5- 6'  |
| 557-BW  | 5x5- 7'  |
| 558-BW  | 5x5- 8'  |
| 559-BW  | 5x5- 9'  |
| 5510-BW | 5x5- 10' |

Post Cost each is for blank, end, corner, line post or 3 way. Please Specify when ordering

#### Federation



#### Flat Cap



#### Nantucket



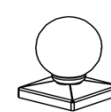
#### Part #

|           |        |
|-----------|--------|
| Fed       | 55FE-W |
| Flat      | 55FL-W |
| Nantucket | 55N-W  |
| Gothic    | 55G-W  |
| Ball Cap  | 55B-W  |

#### Gothic



#### Ball Cap



Mid Atlantic Deck and Fence  
 800 Rt. 3 South  
 Gambrills Md. 21054  
 1-800-833-9310  
 Fax: 410-923-1090  
[Sales@madfence.com](mailto:Sales@madfence.com)



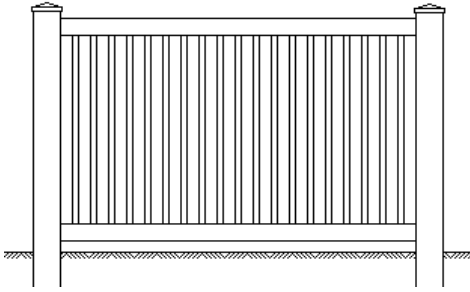
## Picket Fence Styles

1/3/2017

Add 15% For Tan  
 Add 20% For Khaki  
 Khaki not Avail with 2x6 Rail

Note

### Calvert Picket



#### Section Specifications

Rails: 6' Long Sections 2 x 3-1/2" Top And Bottom Rail  
 Rails: 8' Long Sections 2 x 3-1/2" Top Rail 2x6 Bottom Rail  
 Pickets: 1-3/8 x 1-3/8 Spaced Approx 2 in Apart

### Calvert Picket

#### Section Height

|         | 3'         | 4'         | 5'         | 6'         |
|---------|------------|------------|------------|------------|
| 6' wide |            |            |            |            |
|         | CAL-W-3672 | CAL-W-4872 | CAL-W-6072 | CAL-W-7272 |
| 8' wide | 92.00      | 103.00     | 122.00     | 143.00     |
|         | CAL-W-3696 | CAL-W-4896 | CAL-W-6096 | CAL-W-7296 |

#### Gates

| Height     | 3'          | 4'          | 5'          | 6'          |
|------------|-------------|-------------|-------------|-------------|
| width      | CAL-W-4242G | CAL-W-4842G | CAL-W-6042G | CAL-W-7242G |
| 42"        |             |             |             |             |
| 48"        |             |             |             |             |
| 60"        |             |             |             |             |
| 8' Double  |             |             |             |             |
| 10' Double |             |             |             |             |
| 12' Double |             |             |             |             |

All gates include hinges and standard lock

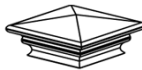
Call Today For Best Pricing  
 800-833-9310

### Post Cap Options

#### Post Options

|         |          |
|---------|----------|
| Part #  |          |
| 555-BW  | 5x5- 5'  |
| 556-BW  | 5x5- 6'  |
| 557-BW  | 5x5- 7'  |
| 558-BW  | 5x5- 8'  |
| 559-BW  | 5x5- 9'  |
| 5510-BW | 5x5- 10' |

#### Federation



#### Flat Cap



#### Nantucket



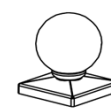
#### Part #

|           |        |
|-----------|--------|
| Fed       | 55FE-W |
| Flat      | 55FL-W |
| Nantucket | 55N-W  |
| Gothic    | 55G-W  |
| Ball Cap  | 55B-W  |

#### Gothic



#### Ball Cap



Post Cost each is for blank, end, corner, line  
 post or 3 way. Please Specify when ordering

Mid Atlantic Deck and Fence  
800 Rt. 3 South  
Gambrills Md. 21054  
1-800-833-9310  
Fax: 410-923-1090  
[Sales@madfence.com](mailto:Sales@madfence.com)

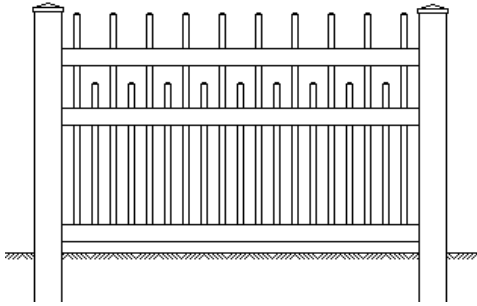


## Picket Fence Styles

1/3/2017

Add 15% For Tan  
Add 20% For Khaki  
Note Khaki not Avail with 2x6 Rail

### Edgewater Picket



#### Section Specifications

Rails: 6' Long Sections 2 x 3-1/2" Top And Bottom Rail  
Rails: 8' Long Sections 2 x 3-1/2" Top Rail 2x6 Bottom Rail  
Pickets: 1-3/8 x 1-3/8 Spaced Approx 2 in Apart

### Edgewater Picket

#### Section Height

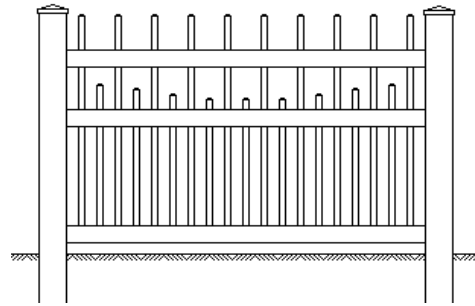
|         | 4'       | 5'       | 6'       |
|---------|----------|----------|----------|
| 6' wide | E-W-4872 | E-W-6072 | E-W-7272 |
| 8' wide | E-W-4896 | E-W-6096 | E-W-7296 |

#### Gates

| Height<br>width | 4'        | 5'        | 6'        |
|-----------------|-----------|-----------|-----------|
| 42"             | E-W-4842G | E-W-6042G | E-W-7242G |
| 48"             |           |           |           |
| 60"             |           |           |           |
| 8' Double       |           |           |           |
| 10' Double      |           |           |           |
| 12' Double      |           |           |           |

All gates include hinges and standard latch

### Chesapeake Picket



#### Section Specifications

Rails: 6' Long Sections 2 x 3-1/2" Top And Bottom Rail  
Rails: 8' Long Sections 2 x 3-1/2" Top Rail 2x6 Bottom Rail  
Pickets: 1-3/8 x 1-3/8 Spaced Approx 2 in Apart

### Chesapeake Picket

#### Section Height

|         | 4'         | 5'         | 6'         |
|---------|------------|------------|------------|
| 6' wide | CHE-W-4872 | CHE-W-6072 | CHE-W-7272 |
| 8' wide | CHE-W-4896 | CHE-W-6096 | CHE-W-7296 |

#### Gates

| Height<br>Width | 4'          | 5'          | 6'          |
|-----------------|-------------|-------------|-------------|
| 42"             | CHE-W-4842G | CHE-W-6042G | CHE-W-7242G |
| 48"             |             |             |             |
| 60"             |             |             |             |
| 8' Double       |             |             |             |
| 10' Double      |             |             |             |
| 12' Double      |             |             |             |

All gates include hinges and standard latch

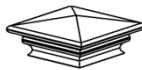
Call Today For Best Pricing  
800-833-9310

### Post Options

| Part #  |          |
|---------|----------|
| 555-BW  | 5x5- 5'  |
| 556-BW  | 5x5- 6'  |
| 557-BW  | 5x5- 7'  |
| 558-BW  | 5x5- 8'  |
| 559-BW  | 5x5- 9'  |
| 5510-BW | 5x5- 10' |

Post Cost each is for blank, end, corner, line post or 3 way. Please Specify when ordering

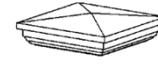
#### Federation



#### Flat Cap



#### Nantucket



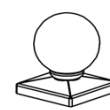
#### Part #

|           |        |
|-----------|--------|
| Fed       | 55FE-W |
| Flat      | 55FL-W |
| Nantucket | 55N-W  |
| Gothic    | 55G-W  |
| Ball Cap  | 55B-W  |

#### Gothic



#### Ball Cap



Mid Atlantic Deck and Fence  
800 Rt. 3 South  
Gambrills Md. 21054  
1-800-833-9310  
Fax: 410-923-1090  
[Sales@madfence.com](mailto:Sales@madfence.com)



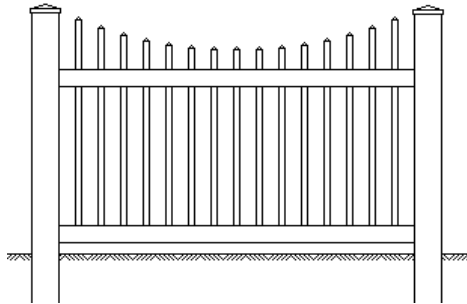
## Picket Fence Styles

1/3/2017

Add 15% For Tan

Note: Khaki not Avail

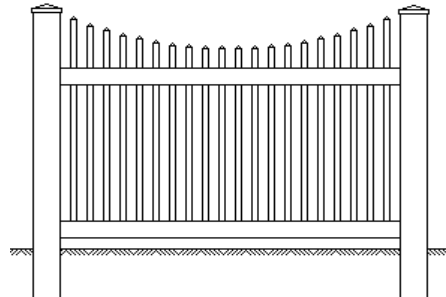
### Cape Cod Picket 1



#### Section Specifications

Rails: 6' Long Sections 2 x 3-1/2" Top And Bottom Rail  
Rails: 8' Long Sections 2 x 3-1/2" Top Rail 2x6 Bottom Rail  
Pickets: 7/8" x 1-1/2" Spaced Approx 2.89 in Apart

### Cape Cod Picket 2



#### Section Specifications

Rails: 6' Long Sections 2 x 3-1/2" Top And Bottom Rail  
Rails: 8' Long Sections 2 x 3-1/2" Top Rail 2x6 Bottom Rail  
Pickets: 7/8" x 1-1/2" Spaced Approx 1.75 in Apart

### Cape Cod Picket 1

#### Section Height

|         | 3'         | 4'         | 5'         | 6'         |
|---------|------------|------------|------------|------------|
| 6' wide |            |            |            |            |
|         | CA1-W-3672 | CA1-W-4872 | CA1-W-6072 | CA1-W-7272 |
| 8' wide |            |            |            |            |
|         | CA1-W-3696 | CA1-W-4896 | CA1-W-6096 | CA1-W-7296 |

#### Gates

| Height     | 3'          | 4'          | 5'          | 6'          |
|------------|-------------|-------------|-------------|-------------|
| width      | CA1-W-4242G | CA1-W-4842G | CA1-W-6042G | CA1-W-7242G |
| 42"        |             |             |             |             |
| 48"        |             |             |             |             |
| 60"        |             |             |             |             |
| 8' Double  |             |             |             |             |
| 10' Double |             |             |             |             |
| 12' Double |             |             |             |             |

All gates include hinges and standard latch

### Cape Cod Picket 2

#### Section Height

|         | 3'         | 4'         | 5'         | 6'         |
|---------|------------|------------|------------|------------|
| 6' wide |            |            |            |            |
|         | CA2-W-3672 | CA2-W-4872 | CA2-W-6072 | CA2-W-7272 |
| 8' wide |            |            |            |            |
|         | CA2-W-3696 | CA2-W-4896 | CA2-W-6096 | CA2-W-7296 |

#### Gates

| Height     | 3'          | 4'          | 5'          | 6'          |
|------------|-------------|-------------|-------------|-------------|
| width      | CA2-W-4242G | CA2-W-4842G | CA2-W-6042G | CA2-W-7242G |
| 42"        |             |             |             |             |
| 48"        |             |             |             |             |
| 60"        |             |             |             |             |
| 8' Double  |             |             |             |             |
| 10' Double |             |             |             |             |
| 12' Double |             |             |             |             |

All gates include hinges and standard latch

Call Today For Best Pricing  
800-833-9310

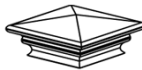
## Post Cap Options

### Post Options

| Part #  |          |
|---------|----------|
| 555-BW  | 5x5- 5'  |
| 556-BW  | 5x5- 6'  |
| 557-BW  | 5x5- 7'  |
| 558-BW  | 5x5- 8'  |
| 559-BW  | 5x5- 9'  |
| 5510-BW | 5x5- 10' |

Post Cost each is for blank, end, corner, line post or 3 way. Please Specify when ordering

#### Federation



#### Flat Cap



#### Nantucket



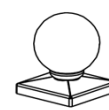
#### Part #

|           |        |
|-----------|--------|
| Fed       | 55FE-W |
| Flat      | 55FL-W |
| Nantucket | 55N-W  |
| Gothic    | 55G-W  |
| Ball Cap  | 55B-W  |

#### Gothic



#### Ball Cap





Mid Atlantic Deck and Fence  
800 Rt. 3 South  
Gambrills Md. 21054  
1-800-833-9310  
Fax: 410-923-1090  
[Sales@madfence.com](mailto:Sales@madfence.com)



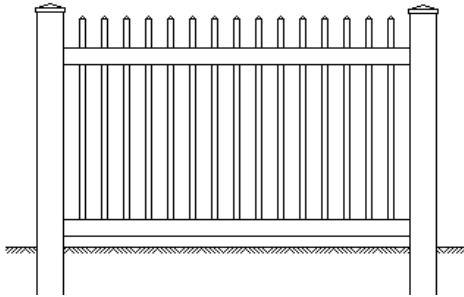
## Picket Fence Styles

1/3/2017

Add 15% For Tan

Note: Khaki not Avail


### Cambridge Picket 1



#### Section Specifications

Rails: 6' Long Sections 2 x 3-1/2" Top And Bottom Rail  
Rails: 8' Long Sections 2 x 3-1/2" Top Rail 2x6 Bottom Rail  
Pickets: 7/8" x 1-1/2" Spaced Approx 2.89 in Apart

### Cambridge Picket 2



#### Section Specifications

Rails: 6' Long Sections 2 x 3-1/2" Top And Bottom Rail  
Rails: 8' Long Sections 2 x 3-1/2" Top Rail 2x6 Bottom Rail  
Pickets: 7/8" x 1-1/2" Spaced Approx 1.75 in Apart

### Cambridge Picket 1

#### Section Height

|         | 3'          | 4'          | 5'          | 6'          |
|---------|-------------|-------------|-------------|-------------|
| 6' wide |             |             |             |             |
|         | CAM1-W-3672 | CAM1-W-4872 | CAM1-W-6072 | CAM1-W-7272 |
| 8' wide |             |             |             |             |
|         | CAM1-W-3696 | CAM1-W-4896 | CAM1-W-6096 | CAM1-W-7296 |

#### Gates

| Height     | 3'           | 4'           | 5'           | 6'           |
|------------|--------------|--------------|--------------|--------------|
| width      | CAM1-W-4242G | CAM1-W-4842G | CAM1-W-6042G | CAM1-W-7242G |
| 42"        |              |              |              |              |
| 48"        |              |              |              |              |
| 60"        |              |              |              |              |
| 8' Double  |              |              |              |              |
| 10' Double |              |              |              |              |
| 12' Double |              |              |              |              |

All gates include hinges and standard latch

### Cambridge Picket 2

#### Section Height

|         | 3'          | 4'          | 5'          | 6'          |
|---------|-------------|-------------|-------------|-------------|
| 6' wide |             |             |             |             |
|         | CAM2-W-3672 | CAM2-W-4872 | CAM2-W-6072 | CAM2-W-7272 |
| 8' wide |             |             |             |             |
|         | CAM2-W-3696 | CAM2-W-4896 | CAM2-W-6096 | CAM2-W-7296 |

#### Gates

| Height     | 3'           | 4'           | 5'           | 6'           |
|------------|--------------|--------------|--------------|--------------|
| width      | CAM2-W-4242G | CAM2-W-4842G | CAM2-W-6042G | CAM2-W-7242G |
| 42"        |              |              |              |              |
| 48"        |              |              |              |              |
| 60"        |              |              |              |              |
| 8' Double  |              |              |              |              |
| 10' Double |              |              |              |              |
| 12' Double |              |              |              |              |

All gates include hinges and standard latch

Call Today For Best Pricing  
800-833-9310

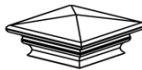
## Post Cap Options

### Post Options

| Part #  |          |
|---------|----------|
| 555-BW  | 5x5- 5'  |
| 556-BW  | 5x5- 6'  |
| 557-BW  | 5x5- 7'  |
| 558-BW  | 5x5- 8'  |
| 559-BW  | 5x5- 9'  |
| 5510-BW | 5x5- 10' |

Post Cost each is for blank, end, corner, line post or 3 way. Please Specify when ordering

#### Federation



#### Flat Cap



#### Nantucket



#### Part #

|           |        |
|-----------|--------|
| Fed       | 55FE-W |
| Flat      | 55FL-W |
| Nantucket | 55N-W  |
| Gothic    | 55G-W  |
| Ball Cap  | 55B-W  |

#### Gothic



#### Ball Cap

