



800 Rt 3 South
Gambrills MD, 21054
1-800-833-9310
410-544-1987
Fax # 410-923-1090

www.midatlanticdeckandfence.com
Sales@madfence.com

If you have any questions regarding our on line catalog please don't hesitate to call. We would be happy to assist

Vinyl Fence Pricing 2011

A Fencing Tradition Since 1986

Use The Materials That The Professionals Use

One stop shopping for all your vinyl fencing needs

Semi-Privacy Fence Styles



The Chartridge Privacy



The Oxford Khaki pickets



The Nantucket Semi Privacy

Pricing Starts On Page 6



Standard Picket 1



Chesterfield Tan With Cedar Crest Slats



Stonington/Chesterfield



Williamsburg Picket




Mt-Vernon Picket 2

Call Today 1-800-833-9310
Classic Styles With A Classic Taste For Quality



What We Can Do For You



- Custom Bent Shapes Are A Great Way To Set Yourself Apart From Your Neighbors
- Most Shapes Can Be adapted To Any Style Of Fence We Offer
- Add Them To The Entrance At Your Gate Or The End Of A Fence Line
- Bent Shapes Make A Nice Transition From One Height Of Fence To Another
- Add An Arched Top To Your Gates



Don't Forget We Do Pergolas And Arbors To



Vinyl Pergola Kits



New Round Top Pergolas

Any Questions Please Call

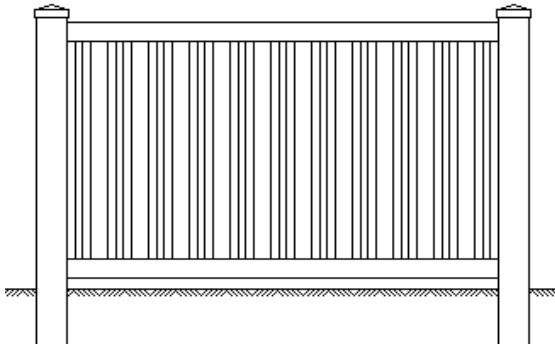
1-800-833-9310





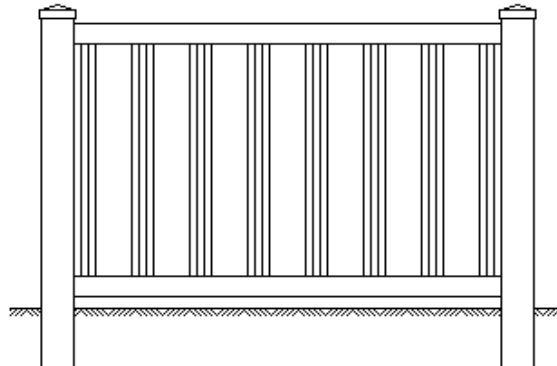
Semi Privacy

New Hampshire



Pickets: 3/4" x 1-1/2" and 7/8" x 3"
Spaced Approx 1" apart

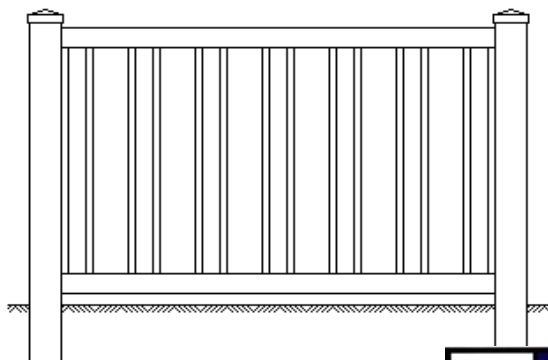
Nantucket



Pickets: 3/4" x 1-1/2" and 3/4" x 5-3/4"
Spaced Approx 1" apart

New England

Pickets: 7/8" x 3" and 3/4" x 5-3/4"
Spaced Approx 1" apart

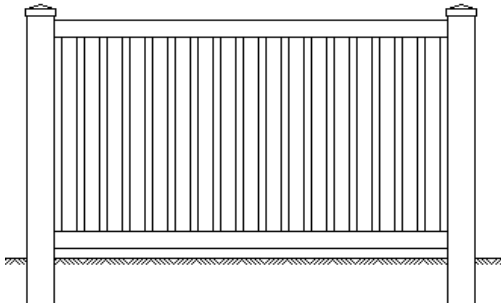




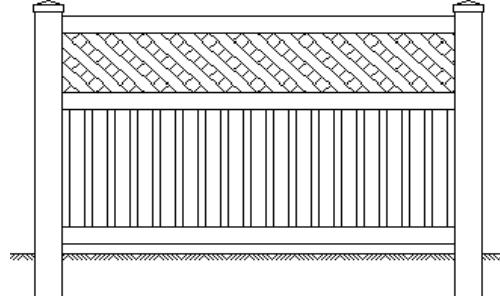
Semi Privacy

Pickets Top 1-3/8" x 1-3/8"
Pickets Bottom 7/8" x 3"
Picket Spacing Bottom Approx 1"

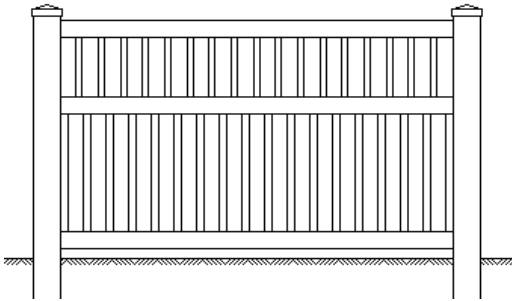
The Aspen



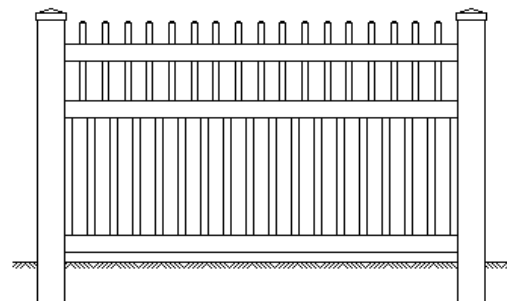
The Atlantis



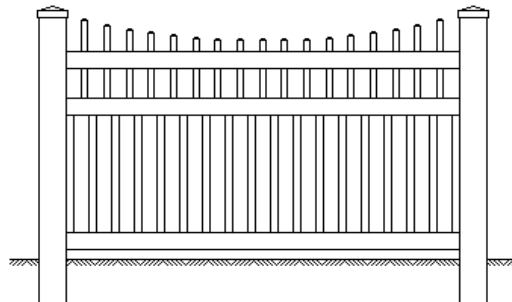
The Autumn



The Avalon



The Antitum

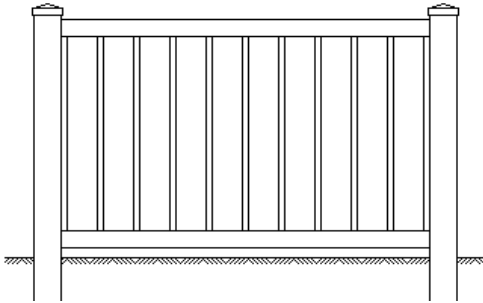




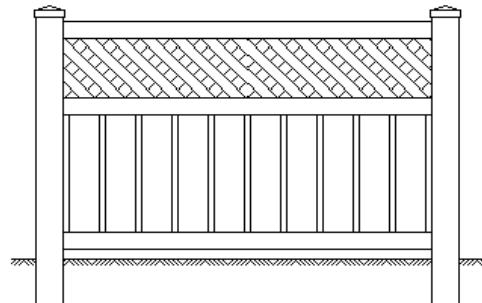
Semi Privacy

Pickets Top 1-3/8" x 1-3/8"
Pickets Bottom 1" x 6"
Picket Spacing Bottom Approx 1"

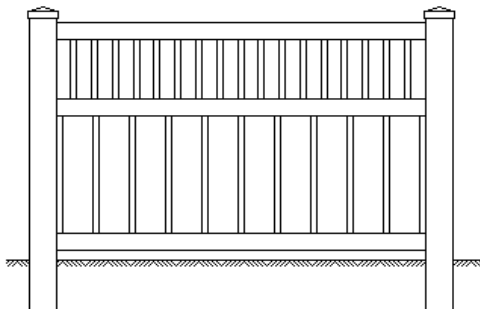
The Beachwood



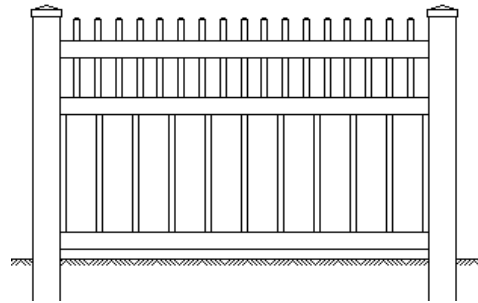
The Breckenridge



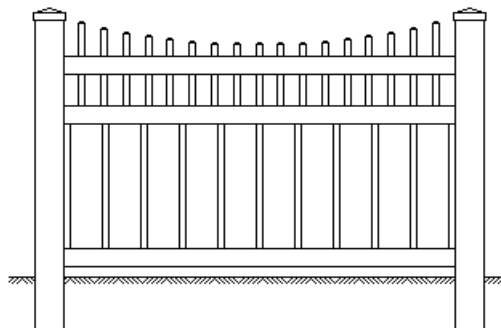
The Buckingham



The Baldwin



The Bowman



Mid Atlantic Deck and Fence
 800 Rt. 3 South
 Gambrills Md. 21054
 1-800-833-9310
 Fax: 410-923-1090



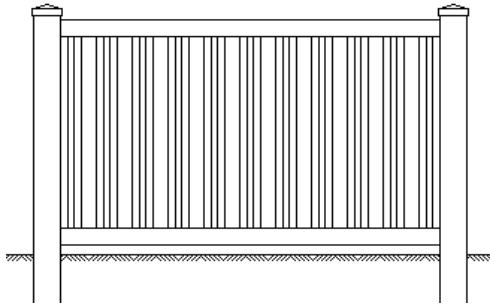
Semi Privacy

6/14/2011

Add 15% For Tan

Note: Khaki not Avail

New Hampshire



Section Specifications

Rails: 6' Long Sections 2 x 3-1/2" Top And Bottom Rail
 Rails: 8' Long Sections 2 x 3-1/2" Top Rail 2x6 Bottom Rail
 Pickets: 7/8" x 1-1/2" and 7/8" x 3 Approx 1" Pkt Spacing
 5' Tall and 6' Tall Have 3 Rails Per Section

New Hampshire

Section Height

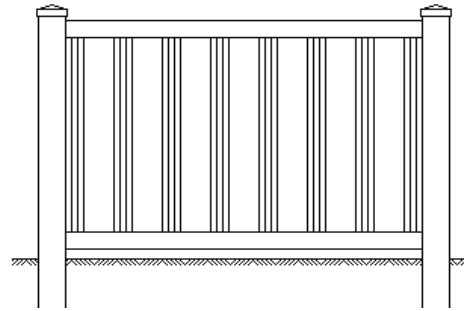
	3'	4'	5'	6'
6' wide	67.00	79.00	105.00	143.00
	NEH-W-3672	NEH-W-4872	NEH-W-6072	NEH-W-7272
8' wide	92.00	107.00	141.00	166.00
	NEH-W-3696	NEH-W-4896	NEH-W-6096	NEH-W-7296

Gates

Height	3'	4'	5'	6'
width	NEH-W-4242G	NEH-W-4842G	NEH-W-6042G	NEH-W-7242G
42"	172.00	178.00	192.00	211.00
48"	177.00	184.00	199.00	222.00
60"	187.00	196.00	215.00	243.00
8' Double	342.00	355.00	382.00	421.00
10' Double	373.00	390.00	429.00	485.00
12' Double	393.00	414.00	461.00	528.00

All gates include hinges and standard latch

Nantucket



Section Specifications

Rails: 6' Long Sections 2 x 3-1/2" Top And Bottom Rail
 Rails: 8' Long Sections 2 x 3-1/2" Top Rail 2x6 Bottom Rail
 Pickets: 7/8" x 1-1/2" and 7/8" x 6" Approx 1" Pkt Spacing
 5' Tall and 6' Tall Have 3 Rails Per Section

Nantucket

Section Height

	3'	4'	5'	6'
6' wide	67.00	77.00	102.00	136.00
	NAN-W-3672	NAN-W-4872	NAN-W-6072	NAN-W-7272
8' wide	91.00	103.00	136.00	157.00
	NAN-W-3696	NAN-W-4896	NAN-W-6096	NAN-W-7296

Gates

Height	3'	4'	5'	6'
Width	NAN-W-4242G	NAN-W-4842G	NAN-W-6042G	NAN-W-7242G
42"	172.00	177.00	190.00	208.00
48"	177.00	182.00	198.00	218.00
60"	187.00	194.00	213.00	238.00
8' Double	342.00	352.00	379.00	415.00
10' Double	372.00	387.00	425.00	476.00
12' Double	392.00	410.00	455.00	517.00

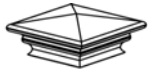

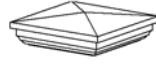

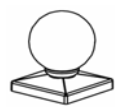
All gates include hinges and standard latch

Post Cap Options

Post Options

Part #		
555-BW	5x5- 5'	13.21
556-BW	5x5- 6'	15.85
557-BW	5x5- 7'	18.49
558-BW	5x5- 8'	21.13
559-BW	5x5- 9'	23.77
5510-BW	5x5- 10'	26.41

Post Cost each is for blank, end, corner, line post or 3 way. Please Specify when ordering

	Federation	Flat Cap	Nantucket
			
	5.00	1.00	6.00
Part #		Gothic	Ball Cap
Fed	55FE-W		
Flat	55FL-W		
Nantucket	55N-W		
Gothic	55G-W		
Ball Cap	55B-W		
		5.00	4.00



Mid Atlantic Deck and Fence
 800 Rt. 3 South
 Gambrills Md. 21054
 1-800-833-9310
 Fax: 410-923-1090



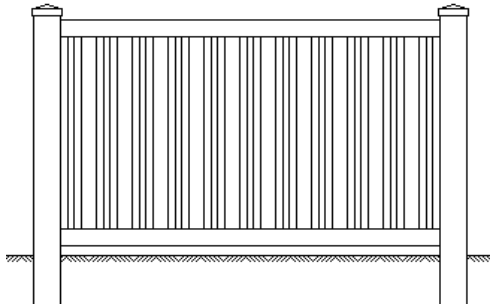
Semi Privacy

6/14/2011

Add 15% For Tan

Note: Khaki not Avail

New England



Section Specifications

Rails: 6' Long Sections 2 x 3-1/2" Top And Bottom Rail
 Rails: 8' Long Sections 2 x 3-1/2" Top Rail 2x6 Bottom Rail
 Pickets: 7/8" x 3 and 7/8" x 6 Approx 1" Pkt Spacing
 5' Tall and 6' Tall Have 3 Rails Per Section

New England

Section Height

	3'	4'	5'	6'
6' wide	65.00	75.00	100.00	126.00
	NEE-W-3672	NEE-W-4872	NEE-W-6072	NEE-W-7272
8' wide	89.00	103.00	136.00	146.00
	NEE-W-3696	NEE-W-4896	NEE-W-6096	NEE-W-7296

Gates

Height	3'	4'	5'	6'
width	NEE-W-4242G	NEE-W-4842G	NEE-W-6042G	NEE-W-7242G
42"	170.00	176.00	189.00	202.00
48"	175.00	182.00	197.00	212.00
60"	185.00	193.00	212.00	231.00
8' Double	340.00	351.00	377.00	404.00
10' Double	369.00	385.00	422.00	460.00
12' Double	388.00	407.00	452.00	498.00

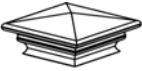

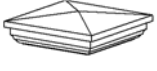

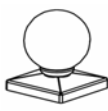
All gates include hinges and standard latch

Post Cap Options

Post Options

Part #		
555-BW	5x5- 5'	13.21
556-BW	5x5- 6'	15.85
557-BW	5x5- 7'	18.49
558-BW	5x5- 8'	21.13
559-BW	5x5- 9'	23.77
5510-BW	5x5- 10'	26.41

Post Cost each is for blank, end, corner, line post or 3 way. Please Specify when ordering

	Federation	Flat Cap	Nantucket
			
	5.00	1.00	6.00
Part #		Gothic	Ball Cap
Fed	55FE-W		
Flat	55FL-W		
Nantucket	55N-W		
Gothic	55G-W		
Ball Cap	55B-W		
		5.00	4.00

Prices Are Subject To Change Without Notice



Mid Atlantic Deck and Fence
 800 Rt. 3 South
 Gambrills Md. 21054
 1-800-833-9310
 Fax: 410-923-1090

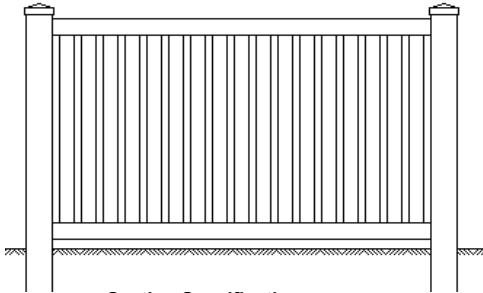


Semi Privacy

6/14/2011

Add 15% For Tan
 Add 20% For Khaki

The Aspen



Section Specifications

Rails: 6' Long Sections 2 x 3-1/2" Top And Bottom Rail
 Rails: 8' Long Sections 2 x 3-1/2" Top Rail 2x6 Bottom Rail
 Pickets: 7/8" x 3" Approx Pkt Spacing 1"
 5' Tall and 6' Tall Have 3 Rails Per Section

The Aspen

Section Height

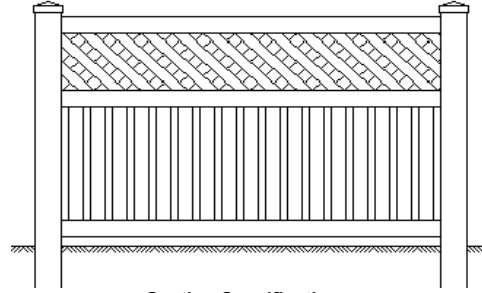
	4'	5'	6'
6' wide	85.00	119.00	127.00
	ASP-W-4872	ASP-W-6072	ASP-W-7272
8' wide	118.00	140.00	150.00
	ASP-W-4896	ASP-W-6096	ASP-W-7296

Gates

Height	4'	5'	6'
width	ASP-W-4842G	ASP-W-6042G	ASP-W-7242G
42"	181.00	199.00	203.00
48"	187.00	207.00	212.00
60"	200.00	225.00	231.00
8' Double	361.00	396.00	405.00
10' Double	399.00	449.00	461.00
12' Double	425.00	485.00	499.00

All gates include hinges and standard latch

The Atlantis



Section Specifications

Rails: 6' Long Sections 2 x 3-1/2" Top And Bottom Rail
 Rails: 8' Long Sections 2 x 3-1/2" Top Rail 2x6 Bottom Rail
 Pickets: 7/8" x 3" W/ Lattice Approx Pkt Space 1"

The Atlantis

Section Height

	4'	5'	6'
6' wide	77.00	113.00	129.00
	ATL-W-4872	ATL-W-6072	ATL-W-7272
8' wide	103.00	129.00	150.00
	ATL-W-4896	ATL-W-6096	ATL-W-7296

Gates

Height	4'	5'	6'
Width	ATL-W-4842G	ATL-W-6042G	ATL-W-7242G
42"	177.00	196.00	204.00
48"	182.00	204.00	214.00
60"	194.00	221.00	233.00
8' Double	352.00	391.00	408.00
10' Double	386.00	442.00	466.00
12' Double	409.00	475.00	504.00

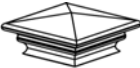

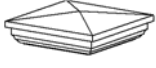

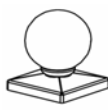
All gates include hinges and standard latch

Post Options

Part #		
555-BW	5x5- 5'	13.21
556-BW	5x5- 6'	15.85
557-BW	5x5- 7'	18.49
558-BW	5x5- 8'	21.13
559-BW	5x5- 9'	23.77
5510-BW	5x5- 10'	26.41

Post Cost each is for blank, end, corner, line post or 3 way. Please Specify when ordering

Post Cap Options

Federation	Flat Cap	Nantucket
		
5.00	1.00	6.00
Part #	Gothic	Ball Cap
Fed 55FE-W		
Flat 55FL-W	5.00	4.00
Nantucket 55N-W		
Gothic 55G-W		
Ball Cap 55B-W		

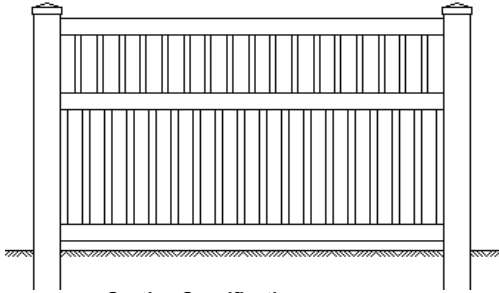




Add 15% For Tan
 Add 20% For Khaki
 Khaki not Avail with 2x6 Rail

Note

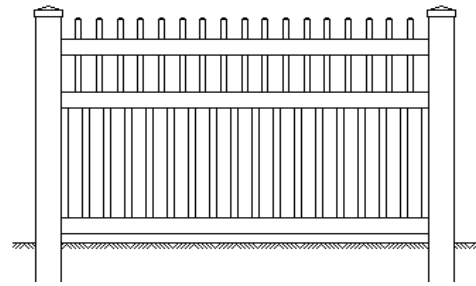
The Autumn



Section Specifications

Rails: 6' Long Sections 2 x 3-1/2" Top And Bottom Rail
 Rails: 8' Long Sections 2 x 3-1/2" Top Rail 2x6 Bottom Rail
 Pickets: 1-3/8" x 1-3/8" and 7/8" x 3" Approx 1" Bottom Pkt Spacing

The Avalon



Section Specifications

Rails: 6' Long Sections 2 x 3-1/2" Top And Bottom Rail
 Rails: 8' Long Sections 2 x 3-1/2" Top Rail 2x6 Bottom Rail
 Pickets: 1-3/8" x 1-3/8" and 7/8" x 3" Approx 1" Bottom Pkt Spacing

The Autumn

Section Height

	4'	5'	6'
6' wide	81.00	117.00	133.00
	AUT-W-4872	AUT-W-6072	AUT-W-7272
8' wide	112.00	138.00	160.00
	AUT-W-4896	AUT-W-6096	AUT-W-7296

The Avalon

Section Height

	4'	5'	6'
6' wide	85.00	122.00	138.00
	AVA-W-4872	AVA-W-6072	AVA-W-7272
8' wide	118.00	144.00	166.00
	AVA-W-4896	AVA-W-6096	AVA-W-7296

Gates

Height	4'	5'	6'
width	AUT-W-4842G	AUT-W-6042G	AUT-W-7242G
42"	179.00	198.00	206.00
48"	185.00	207.00	216.00
60"	197.00	224.00	236.00
8' Double	356.00	395.00	412.00
10' Double	393.00	448.00	472.00
12' Double	417.00	483.00	512.00

All gates include hinges and standard latch

Gates

Height	4'	5'	6'
Width	AVA-W-4842G	AVA-W-6042G	AVA-W-7242G
42"	181.00	201.00	209.00
48"	188.00	210.00	219.00
60"	200.00	228.00	240.00
8' Double	361.00	400.00	417.00
10' Double	400.00	455.00	479.00
12' Double	425.00	491.00	520.00

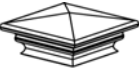

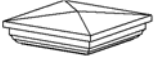


All gates include hinges and standard latch

Post Options

Part #		
555-BW	5x5- 5'	13.21
556-BW	5x5- 6'	15.85
557-BW	5x5- 7'	18.49
558-BW	5x5- 8'	21.13
559-BW	5x5- 9'	23.77
5510-BW	5x5- 10'	26.41

Post Cost each is for blank, end, corner, line post or 3 way. Please Specify when ordering

Post Cap Options

Federation	Flat Cap	Nantucket
		
5.00	1.00	6.00
Part #	Gothic	Ball Cap
Fed 55FE-W		
Flat 55FL-W	5.00	4.00
Nantucket 55N-W		
Gothic 55G-W		
Ball Cap 55B-W		

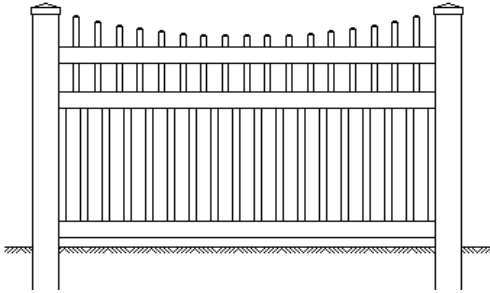




Add 15% For Tan
 Add 20% For Khaki
 Khaki not Avail with 2x6 Rail

Note

The Antitum



Section Specifications

Rails: 6' Long Sections 2 x 3-1/2" Top And Bottom Rail
 Rails: 8' Long Sections 2 x 3-1/2" Top Rail 2x6 Bottom Rail
 Pickets: 1-3/8" x 1-3/8" and 7/8" x 3" Approx 1" Bottom Pkt Spacing

The Antitum

Section Height

	4'	5'	6'
6' wide	85.00	122.00	138.00
	ANT-W-4872	ANT-W-6072	ANT-W-7272
8' wide	118.00	144.00	166.00
	ANT-W-4896	ANT-W-6096	ANT-W-7296

Gates

Height	4'	5'	6'
width	ANT-W-4842G	ANT-W-6042G	ANT-W-7242G
42"	181.00	201.00	209.00
48"	188.00	210.00	219.00
60"	200.00	228.00	240.00
8' Double	361.00	400.00	417.00
10' Double	400.00	455.00	479.00
12' Double	425.00	491.00	520.00

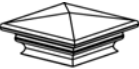

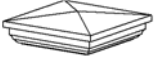


All gates include hinges and standard latch

Post Cap Options

Post Options

Part #		
555-BW	5x5- 5'	13.21
556-BW	5x5- 6'	15.85
557-BW	5x5- 7'	18.49
558-BW	5x5- 8'	21.13
559-BW	5x5- 9'	23.77
5510-BW	5x5- 10'	26.41

Post Cost each is for blank, end, corner, line post or 3 way. Please Specify when ordering

Federation	Flat Cap	Nantucket
		
5.00	1.00	6.00
Part #	Gothic	Ball Cap
Fed 55FE-W		
Flat 55FL-W		
Nantucket 55N-W		
Gothic 55G-W		
Ball Cap 55B-W		
	5.00	4.00



Mid Atlantic Deck and Fence
 800 Rt. 3 South
 Gambrills Md. 21054
 1-800-833-9310
 Fax: 410-923-1090



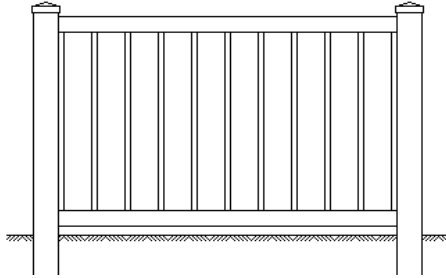
Semi Privacy

6/14/2011

Add 15% For Tan

Note: Khaki not Avail

The Beachwood



Section Specifications

Rails: 6' Long Sections 2 x 3-1/2" Top And Bottom Rail
 Rails: 8' Long Sections 2 x 3-1/2" Top Rail 2x6 Bottom Rail
 Pickets: 3/4" x 5-3/4" Approx Pkt Spacing 1"
 5' Tall and 6' Tall Have 3 Rails Per Section

The Beachwood

Section Height

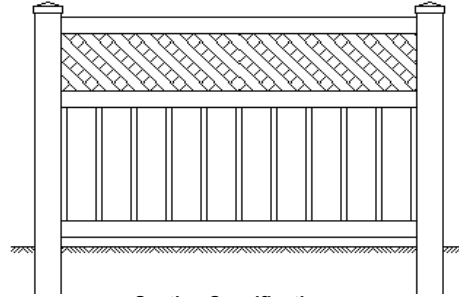
	4'	5'	6'
6' wide	83.00	116.00	124.00
	BEA-W-4872	BEA-W-6072	BEA-W-7272
8' wide	113.00	133.00	143.00
	BEA-W-4896	BEA-W-6096	BEA-W-7296

Gates

Height	4'	5'	6'
width	BEA-W-4842G	BEA-W-6042G	BEA-W-7242G
42"	180.00	197.00	201.00
48"	186.00	206.00	211.00
60"	199.00	223.00	229.00
8' Double	359.00	394.00	402.00
10' Double	396.00	446.00	457.00
12' Double	421.00	480.00	494.00

All gates include hinges and standard latch

The Breckenridge



Section Specifications

Rails: 6' Long Sections 2 x 3-1/2" Top And Bottom Rail
 Rails: 8' Long Sections 2 x 3-1/2" Top Rail 2x6 Bottom Rail
 Pickets: 3/4" x 5-3/4" W/ Lattice Approx Pkt Space 1"

The Breckenridge

Section Height

	4'	5'	6'
6' wide	79.00	111.00	127.00
	BRE-4872	BRE-6072	BRE-7272
8' wide	104.00	124.00	144.00
	BRE-4896	BRE-6096	BRE-7296

Gates

Height	4'	5'	6'
Width	BRE-W-4842G	BRE-W-6042G	BRE-W-7242G
42"	178.00	195.00	203.00
48"	183.00	203.00	212.00
60"	195.00	220.00	231.00
8' Double	354.00	389.00	405.00
10' Double	389.00	439.00	462.00
12' Double	413.00	472.00	500.00

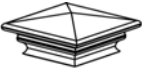

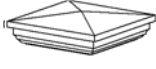


All gates include hinges and standard latch

Post Options

Part #		
555-BW	5x5- 5'	13.21
556-BW	5x5- 6'	15.85
557-BW	5x5- 7'	18.49
558-BW	5x5- 8'	21.13
559-BW	5x5- 9'	23.77
5510-BW	5x5- 10'	26.41

Post Cost each is for blank, end, corner, line post or 3 way. Please Specify when ordering

Post Cap Options

Federation	Flat Cap	Nantucket
		
5.00	1.00	6.00
Part #	Gothic	Ball Cap
Fed 55FE-W		
Flat 55FL-W	5.00	4.00
Nantucket 55N-W		
Gothic 55G-W		
Ball Cap 55B-W		



Mid Atlantic Deck and Fence
 800 Rt. 3 South
 Gambrills Md. 21054
 1-800-833-9310
 Fax: 410-923-1090



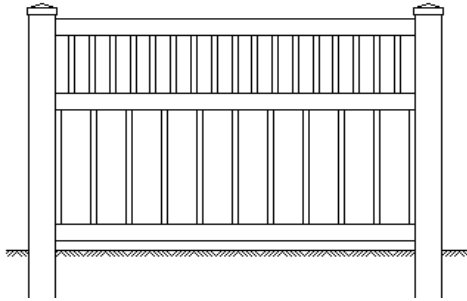
Semi Privacy

6/14/2011

Add 15% For Tan

Note: Khaki not Avail

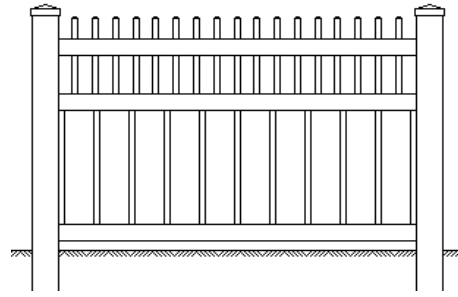
The Buckingham



Section Specifications

Rails: 6' Long Sections 2 x 3-1/2" Top And Bottom Rail
 Rails: 8' Long Sections 2 x 3-1/2" Top Rail 2x6 Bottom Rail
 Pickets: 7/8" x 1-1/2" and 3/4 x 5-3/4" Approx 1" Bottom Pkt Spacing

The Baldwin



Section Specifications

Rails: 6' Long Sections 2 x 3-1/2" Top And Bottom Rail
 Rails: 8' Long Sections 2 x 3-1/2" Top Rail 2x6 Bottom Rail
 Pickets: 7/8" x 1-1/2" and 7/8 x 6" Approx 1" Bottom Pkt Spacing

The Buckingham

Section Height

	4'	5'	6'
6' wide	83.00	116.00	131.00
	BUC-W-4872	BUC-W-6072	BUC-W-7272
8' wide	113.00	133.00	153.00
	BUC-W-4896	BUC-W-6096	BUC-W-7296

The Baldwin

Section Height

	4'	5'	6'
6' wide	87.00	120.00	136.00
	BAL-W-4872	BAL-W-6072	BAL-W-7272
8' wide	119.00	139.00	159.00
	BAL-W-4896	BAL-W-6096	BAL-W-7296

Gates

Height	4'	5'	6'
width	BUC-W-4842G	BUC-W-6042G	BUC-W-7242G
42"	180.00	197.00	205.00
48"	186.00	206.00	215.00
60"	198.00	223.00	234.00
8' Double	358.00	393.00	409.00
10' Double	395.00	445.00	468.00
12' Double	420.00	479.00	507.00

All gates include hinges and standard latch

Gates

Height	4'	5'	6'
Width	BAL-W-4842G	BAL-W-6042G	BAL-W-7242G
42"	182.00	200.00	208.00
48"	189.00	208.00	218.00
60"	202.00	226.00	238.00
8' Double	363.00	398.00	414.00
10' Double	402.00	452.00	475.00
12' Double	428.00	488.00	515.00

All gates include hinges and standard latch

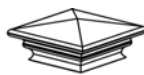
Post Cap Options

Post Options

Part #		
555-BW	5x5- 5'	13.21
556-BW	5x5- 6'	15.85
557-BW	5x5- 7'	18.49
558-BW	5x5- 8'	21.13
559-BW	5x5- 9'	23.77
5510-BW	5x5- 10'	26.41

Post Cost each is for blank, end, corner, line post or 3 way. Please Specify when ordering

Federation



Flat Cap



Nantucket



5.00

1.00

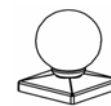
6.00

Part #

Gothic

Ball Cap

Fed	55FE-W
Flat	55FL-W
Nantucket	55N-W
Gothic	55G-W
Ball Cap	55B-W



5.00

4.00



Mid Atlantic Deck and Fence
 800 Rt. 3 South
 Gambrills Md. 21054
 1-800-833-9310
 Fax: 410-923-1090



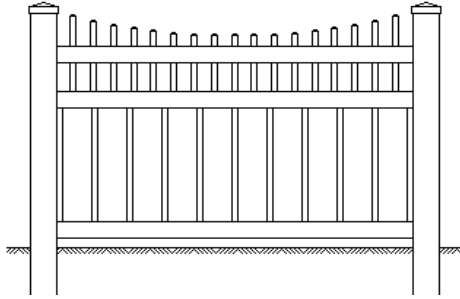
Semi Privacy

6/14/2011

Add 15% For Tan

Note: Khaki not Avail

The Bowman



Section Specifications

Rails: 6' Long Sections 2 x 3-1/2" Top And Bottom Rail
 Rails: 8' Long Sections 2 x 3-1/2" Top Rail 2x6 Bottom Rail
 Pickets: 7/8" x 1-1/2" and 7/8 x 6" Approx 1" Bottom Pkt Spacing

The Bowman

Section Height

	4'	5'	6'
6' wide	87.00	120.00	136.00
	BOW-W-4872	BOW-W-6072	BOW-W-7272
8' wide	119.00	139.00	159.00
	BOW-W-4896	BOW-W-6096	BOW-W-7296

Gates

Height	4'	5'	6'
width	BOW-W-4842G	BOW-W-6042G	BOW-W-7242G
42"	182.00	200.00	208.00
48"	189.00	208.00	218.00
60"	202.00	226.00	238.00
8' Double	363.00	398.00	414.00
10' Double	402.00	452.00	475.00
12' Double	428.00	488.00	515.00

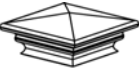

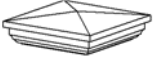


All gates include hinges and standard latch

Post Cap Options

Part # Post Options

555-BW	5x5- 5'	13.21
556-BW	5x5- 6'	15.85
557-BW	5x5- 7'	18.49
558-BW	5x5- 8'	21.13
559-BW	5x5- 9'	23.77
5510-BW	5x5- 10'	26.41

Post Cost each is for blank, end, corner, line post or 3 way. Please Specify when ordering

	Federation	Flat Cap	Nantucket
			
	5.00	1.00	6.00
Part #		Gothic	Ball Cap
Fed	55FE-W		
Flat	55FL-W		
Nantucket	55N-W		
Gothic	55G-W		
Ball Cap	55B-W		
		5.00	4.00

